



FURUNO®

MF/HF RADIOTELEPHONE

Integrated MF/HF Radiotelephone, DSC/Watch Receiver, Telex

Models **FS-1570/2570** (150 W) (250 W)

- Distress, safety and routine communications
- Fully meets GMDSS carriage requirements
- Instant selection of 256 preset channels
- 160-character message on high-legibility LCD display
- Optional NBDP modem and monitor
- Easy channel selection with rotary control or direct keyboard input
- Scanning of DSC frequencies for distress and general calls on MF/HF
- File editing for ready transmission of DSC message
- GPS position automatically included in a distress call



The FS-1570 and 2570 are new MF/HF radiotelephones for general communications and GMDSS applications. Provided in addition to radiotelephony operation are DSC (Digital Selective Call) on general communications and DSC Watch Receiver on all distress and safety frequencies in MF and HF bands.

The FS-1570 and 2570 maintain a continuous watch on a distress call even while you are exchanging normal voice messages. DSC channels can be individually set or all selected channels can be automatically scanned. When a DSC message is received, the radiotelephone gives audible and visual alarms.

The FS-1570 and 2570 work on all authorized transmit frequencies between 1.6 and 27.5 MHz.

Receiver frequencies are selectable between 100 kHz and 30 MHz in 10 Hz steps. The transmit and receive frequencies can be selected separately or in pair. The digital frequency synthesizer provides high frequency stability for DSC and NBDP as well as telephony operation.

The compact cabinet allows a flexible and space-saving installation in a communication console. Optional equipment available are a distress alert unit, received call unit, remote control unit, distress message control unit, etc. In addition a telex modem (NBDP) can be accommodated in the transceiver unit for general message transfer and distress message/maritime safety information handling, satisfying the carriage requirement in GMDSS A3-A4 sea areas.



The future today with FURUNO's electronics technology

FURUNO ELECTRIC CO., LTD.

9-52 Ashihara-cho, Nishinomiya City, Japan Phone: +81 (0)798 65 2111
Fax: +81 (0)798 65 4200, 66-4622 URL: www.furuno.co.jp

Catalogue No. S-023c

TRADE MARK REGISTERED
MARCA REGISTRADA

SPECIFICATIONS OF FS-1570/2570

GENERAL

Frequency Range

TX: 1.6 to 27.5 MHz
RX: 0.1 to 30 MHz
Channels 256 channels, preset by competent service depots, from
 - All ITU RR Appendix 16 (4 - 27.5MHz)
 - All distress frequencies in telephony, DSC, NBDP
 - All telephony frequencies allocated by national authorities according to ITU RR Article 8 (1.6 - 4 MHz)

Rules and Regulations

ITU-R Rec. 493-10(Class A), 541-8, 1082-1
 IEC 61097-3/61097-8/61097-9, IEC 61162-1, IEC 60945
 IMO Res. A.804(19) and MSC.68(68) amendment, EN 300 338

Frequency Accuracy Communication System Class of Emission

±10 Hz (telephony)
 Simplex or semi-duplex
 J3E (Telephony),
 J2B (DSC, NBDP)

TRANSCEIVER RF Output Power

FS-1570: 150 W
 FS-2570: 250 W (FCC Part 80.215 limits 150 W between 2 and 4 MHz, 400 W on 2182 kHz Reducible to 60 W pep (Distress in full)
 7-18 m whip or wire
 0.2 to 2 s typical
 Capable of providing at least 2 W (1 W/8 Ω, 4 W/4 Ω)

Antenna Tuning Speed Receiver Output

DSC

Distress Call and Message

RR 3112: Format specifier(distress), Self-ID Nature of distress, Distress coordinates, Time, Telecommand (EOS, ECC)

Distress and Safety

2187.5, 4207.5, 6312, 8414.5, 12577, 16804.5 kHz
 Routine call DSC: 1.6 to 27.5 MHz (FS-2570 only with optional receiver for routine)
 Stability: ±0.5 Hz

Message Storage Receive:

50 distress messages max. plus 50 non-distress messages
 50 messages, Telephone No, Frequency, etc.

Alarms

Audible and visual on receipt of distress, urgency or routine calls, position error

Display

160 characters in 8 lines
 95(W) x 60(H) mm
 Mark 1615 Hz, Space 1785 Hz, 100 baud
 IEC 61162-1

Interface

POWER SUPPLY

24 VDC, 20 A (150 W), 35 A (250 W) for TX,
 0.8 A (150 W), 1.5 A (250 W) for RX
 115/230 VAC with external rectifier

EQUIPMENT LIST

Standard

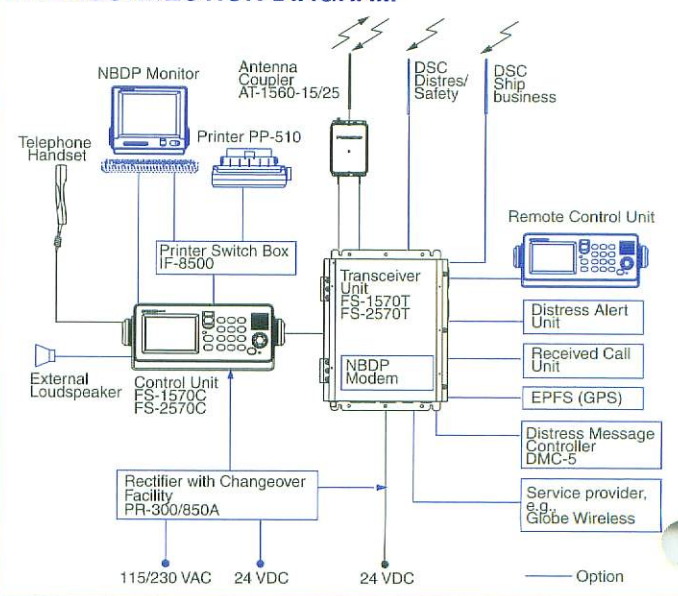
1. Transceiver Unit 1 unit
2. Control Unit 1 unit
3. Telephone Handset 1 unit
4. Antenna Coupler AT-1560-15 (FS-1570), AT-1560-25 (FS-2570) 1 unit

Option

1. Rectifier with changeover facility PR-300 for FS-1570, PR-850A for FS-2570
2. NBDP Monitor and Modem Unit
3. External Loudspeaker
4. Distress Alert Unit IC-302-DSC

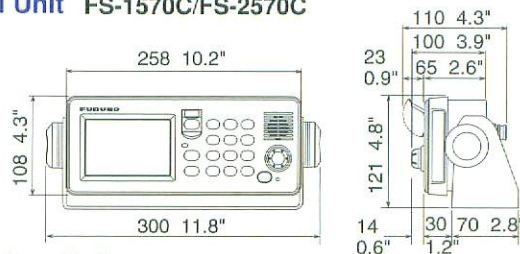
5. Received Call Unit IC-303-DSC
6. Control Unit for Remote Station
7. Distress Message Controller DMC-5
8. Whip Antenna
9. Watch Keeping Receiver for routine for FS-2570

INTERCONNECTION DIAGRAM



Control Unit FS-1570C/FS-2570C

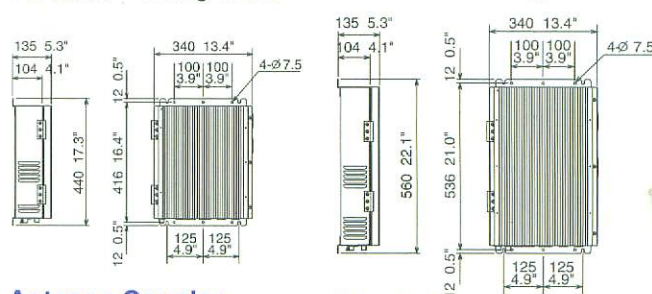
1.8 kg
 4.0 lb



Transceiver Unit

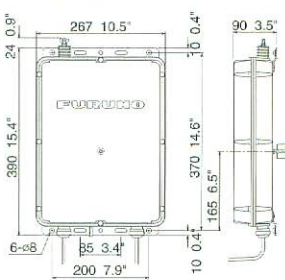
FS-1570T 11.0 kg 24.3 lb

FS-2570T 15.0 kg 33.1 lb



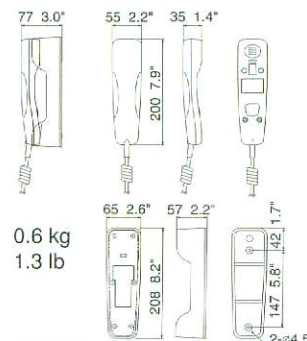
Antenna Coupler AT-1560-15/AT-1560-25

8.7 kg 19.2 lb



Handset

0.6 kg
 1.3 lb



SPECIFICATIONS SUBJECT TO CHANGE WITHOUT NOTICE

FURUNO U.S.A., INC.

Carnas, Washington, U.S.A.
 Phone: +1 360-834-9300
 Fax: +1 360-834-9400

FURUNO (UK) LIMITED

Denmead, Hampshire, U.K.
 Phone: +44 2392-230303
 Fax: +44 2392-230101

FURUNO FRANCE S.A.

Bordeaux-Mérignac, France
 Phone: +33 5 56 13 48 00
 Fax: +33 5 56 13 48 01

FURUNO ESPAÑA S.A.

Madrid, Spain
 Phone: +34 91-725-90-88
 Fax: +34 91-725-98-97

FURUNO DANMARK AS

Hvidovre, Denmark
 Phone: +45 36 77 45 00
 Fax: +45 36 77 45 01

FURUNO NORGE A/S

Ålesund, Norway
 Phone: +47 70 102950
 Fax: +47 70 127021

FURUNO SVERIGE AB

Västra Frölunda, Sweden
 Phone: +46 31-7098940
 Fax: +46 31-497093

FURUNO FINLAND OY

Espoo, Finland
 Phone: +358 9 4355 670
 Fax: +358 9 4355 6710

FURUNO POLSKA Sp. z o.o.

Gdynia, Poland
 Phone: +48 58 669 02 20
 Fax: +48 58 669 02 21

FURUNO DEUTSCHLAND GmbH

Rellingen, Germany
 Phone: +49 4101 838 0
 Fax: +49 4101 838 111

LLC FURUNO EURUS

Petersburg, Russia
 Phone: +7 812 167 15 92
 Fax: +7 812 166 55 52



05125N Printed in Japan